










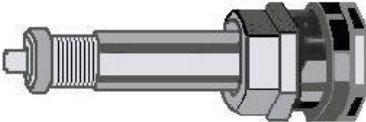




ESSIEU

ECROU

<p>ÉCROU EXTÉRIEUR</p> 	<table border="1"> <tr> <th>DIA. EXT.</th> <th>DIA. INT.</th> <th>ÉPAIS</th> </tr> <tr> <td>3-1/4"</td> <td>2-5/8"</td> <td>3/8"</td> </tr> </table> <p>REPLACEMENT E572 L178 12-393 1227B756</p> <p>46-1-071</p>	DIA. EXT.	DIA. INT.	ÉPAIS	3-1/4"	2-5/8"	3/8"	<p>RONDELLE DE BLOCAGE</p> 	<table border="1"> <tr> <th>DIA. EXT.</th> <th>DIA. INT.</th> <th>ÉPAIS</th> </tr> <tr> <td>3-7/8"</td> <td>2-41/64"</td> <td>1/4"</td> </tr> </table> <p>REPLACEMENT E573 L177 12-392 1229V1660</p> <p>46-1-069</p>	DIA. EXT.	DIA. INT.	ÉPAIS	3-7/8"	2-41/64"	1/4"
DIA. EXT.	DIA. INT.	ÉPAIS													
3-1/4"	2-5/8"	3/8"													
DIA. EXT.	DIA. INT.	ÉPAIS													
3-7/8"	2-41/64"	1/4"													
<p>ÉCROU INTÉRIEUR</p> 	<table border="1"> <tr> <th>DIA. EXT.</th> <th>DIA. INT.</th> <th>ÉPAIS</th> </tr> <tr> <td>3-13/16"</td> <td>2-3/8"</td> <td>3/8"</td> </tr> </table> <p>REPLACEMENT E540 L176 12-391 1227C459</p> <p>46-1-070</p>	DIA. EXT.	DIA. INT.	ÉPAIS	3-13/16"	2-3/8"	3/8"	<p>RONDELLE TYPE ÉTOILÉ</p> 	<table border="1"> <tr> <th>DIA. EXT.</th> <th>DIA. INT.</th> <th>ÉPAIS</th> </tr> <tr> <td>4-5/32"</td> <td>2-5/8"</td> <td>0.057</td> </tr> </table> <p>REPLACEMENT E2237 L1327 12-394</p> <p>46-2-011</p>	DIA. EXT.	DIA. INT.	ÉPAIS	4-5/32"	2-5/8"	0.057
DIA. EXT.	DIA. INT.	ÉPAIS													
3-13/16"	2-3/8"	3/8"													
DIA. EXT.	DIA. INT.	ÉPAIS													
4-5/32"	2-5/8"	0.057													
<p>ÉCROU DE LA FUSÉE</p> 	<table border="1"> <tr> <th>DIA. EXT.</th> <th>DIA. INT.</th> <th>ÉPAIS</th> </tr> <tr> <td>4-3/4"</td> <td>3-1/2"</td> <td>1-1/8"</td> </tr> </table> <p>REPLACEMENT E2550 L1395 12-400</p> <p>46-5-045</p>	DIA. EXT.	DIA. INT.	ÉPAIS	4-3/4"	3-1/2"	1-1/8"	<p>RONDELLE DE BLOCAGE</p> 	<table border="1"> <tr> <th>DIA. EXT.</th> <th>DIA. INT.</th> <th>ÉPAIS</th> </tr> <tr> <td>5-1/16"</td> <td>3-1/2"</td> <td>.225</td> </tr> </table> <p>REPLACEMENT E1651 L893 12-402</p> <p>46-2-044</p>	DIA. EXT.	DIA. INT.	ÉPAIS	5-1/16"	3-1/2"	.225
DIA. EXT.	DIA. INT.	ÉPAIS													
4-3/4"	3-1/2"	1-1/8"													
DIA. EXT.	DIA. INT.	ÉPAIS													
5-1/16"	3-1/2"	.225													
<p>CLÉ À FUSÉE D'ESSIEU</p> 	<p>DIAMÈTRE EXTÉRIEUR 3-3/8" ET 3-7/8"</p> <p>REPLACEMENT E844</p> <p>46-4-051 46-4-053</p>	<p>ÉCROU PROTORG</p> 	<table border="1"> <tr> <th>DIA. EXTÉRIEUR</th> <th>FILS</th> </tr> <tr> <td>2-5/8"</td> <td>16</td> </tr> </table> <p>AVEC ROULEMENT HM212049/HM212011</p> <p>REPLACEMENT ROCKWELL-447-4743</p> <p>46-1-4743</p> <table border="1"> <tr> <th>DIA. EXTÉRIEUR</th> <th>FILS</th> </tr> <tr> <td>3.48"</td> <td>12</td> </tr> </table> <p>AVEC ROULEMENT HM518445/HM518410</p> <p>REPLACEMENT FRUEHAUF-447-4723</p> <p>46-1-4723</p>	DIA. EXTÉRIEUR	FILS	2-5/8"	16	DIA. EXTÉRIEUR	FILS	3.48"	12				
DIA. EXTÉRIEUR	FILS														
2-5/8"	16														
DIA. EXTÉRIEUR	FILS														
3.48"	12														
<p>JOINT INTER-JANTE D'ACIER</p>  <p>AC-5903</p> <p>22 mm - 285.75</p> <p>48-3-024</p>	<p>ÉCROU À ÉPAULEMENT</p>  <p>48-6-100</p>	<p>GOUPILLE FENDUE</p> <p>P23</p>  <p>5/16" X 2"</p> <p>46-5-041</p>	<p>SOUPAPE DE JANTE D'ACIER</p>  <p>ROUE À RAYON 48-3-026</p> <p>ROUE 10 GOUJONS 48-3-027</p>												
<p>ÉCROU À ÉPAULEMENT</p>  <p>48-6-033</p>		<p>BOULON POUR ROUE MÉTRIQUE</p>  <p>48-6-032 JANTE ACIER</p> <p>48-7-016 JANTE ALUMINIUM</p>													